

Download



Drucker & Scanner Suchen

Drucker


- Photosmart 7520 series
Offline, Standard

Peripheriegeräte

- Photosmart 7520 seri...

Drucken Scannen

Photosmart 7520 series



Drucker-Warteliste öffnen ...

Optionen & Füllstände ...

Ort:

Art: HP Photosmart 7520 e-All-in-One

Status: Offline

Diesen Drucker im Netzwerk freigeben Systemeinstellung „Freigaben“ ...

Standarddrucker: Photosmart 7520 series

Standard-Papierformat: DIN A4

[Hp Officejet 8600 For Mac](#)

Download



• Wait until the printing system is reset and no devices show in the Printers list • Now, click to download and install the printer driver.

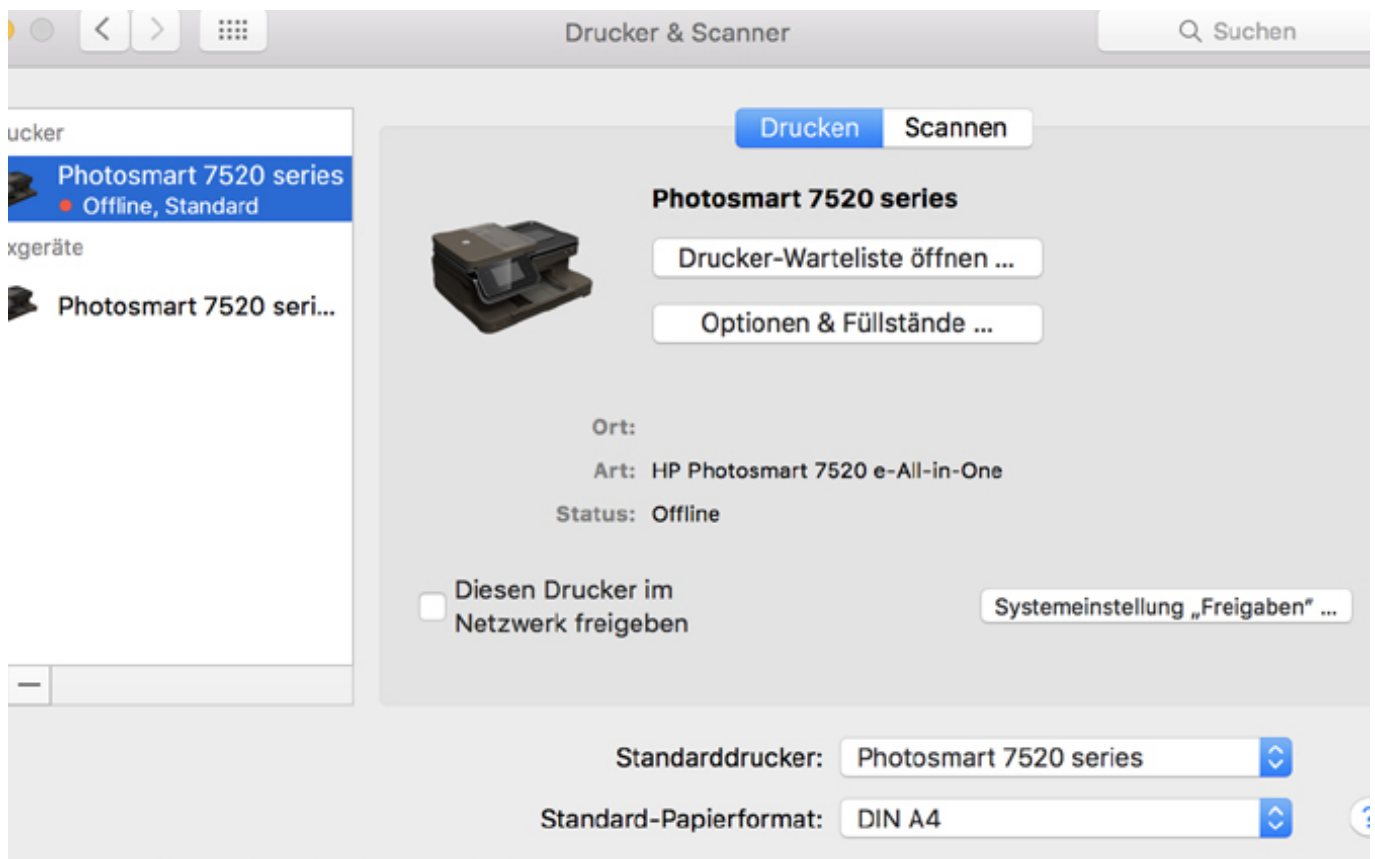
1. [officejet](#)
2. [officejet 4500](#)
3. [officejet pro 7740](#)

• I logged into my router and the printer is in my network map • After hitting the continue and waiting a few minutes, installation continues and I see the printer in the Printers and Scanner System Setup window with a green idle light showing the printer is ready.

officejet

officejet, officejet 3830, officejet pro 8600, officejet pro 9015, officejet pro 6978, officejet 3830 ink, officejet 5222, officejet pro 8025, officejet pro, officejet pro 7740, officejet pro 6978 ink [DocTera download free](#)

• Click “Reset” in the confirmation window • Enter an administrator username and password, and then click “OK”.. • In the “Add printer” window, make sure you add the printer as mentioned below: • Click the “Add button” (+). [How Do U Sign In As Appear Offline In Msn For Mac](#)



[Manvantara Kannada Serial Song Free Download](#)

officejet 4500

[Free Download Picture Style Canon 5d Mark Ii Cinema](#)

• Click “Print Using”, and then select the name of your printer (By default “AirPrint” would be selected) Let me know if that helps! Good luck:) Please click ' Accepted as Solution' on the post that solves your issue to help others find the solution.. To show appreciation for my help, please click the ' Thumbs Up Icon' below!. Hello, I see that you were interacting with He is out of office and I'd like to help:) I understand that you are having issues while scanning after upgrading to MAC Sierra.. Thanks for the reply I reset my print setup as outlined in the Link above When I tried reinstalling the 8600 printer, here is what happened • After clicking on the “+” sign, the printers appeared in the “Add” popup window – Name: “Officejet Pro 8600 (067FE6)”; Kind: “Bonjour Multifunction” • I highlighted the printer, kept the name as Officejet Pro 8600 and selected the software “HP Officejet Pro 8600” for the popup selection • After a minute of two, systex m returned a popup box – “Unable to verify the printer on your network. [Adobe Flash Player Mac 10.5 8 Free Download](#)

officejet pro 7740

[Wacom Intuos Driver Mac Os Mojave](#)

• Find, and then select the name of your printer from the printer list, and then click “Add” to add your printer.. The HP OfficeJet 8600 printers are also design for all your needs with high-quality results and maximum.. • Right-click the blank space in the Printers list, and then click “Reset printing system”.. Mac create separate folder for office apps You need to install the MAC Sierra drivers for the printer to get this working.. Follow the below-mentioned steps: • Uninstall the old printer drivers first How to activate office 2016 for mac without product key. 34bbb28f04 [Vmware Workstation 6.5 Buy For Mac](#)

34bbb28f04

[Up Make Im Make Schminken For Mac](#)